# RG-CAP62-O

## Wi-Fi 6 AX3000 Outdoor Access Point

Ruijie Networks Co., Ltd.
All Rights Reserved.

**Datasheet**

Date: 2026.10.10

# Product Overview

## Introduction

The RG-CAP62-O is a dual-radio, 802.11ax-compliant wireless access point (AP) provided by Ruijie Networks for K12, government, hotel, resort, park, and outdoor scenarios. The RG-CAP62-O features an optical port. It complies with 802.11ax, 802.11ac Wave 2, 802.11ac Wave 1, and 802.11n. With an independent dual-radio design, the RG-CAP62-O can provide a data rate of up to 2.976 Gbps.

The design of the RG-CAP62-O consider factors such as wireless network security, radio control, access control, QoS, and seamless roaming. With the network controller (RG-CNC) and Ruijie Cybrey Cloud, the RG-CAP62-O can provide a better wireless user experience, security features, access control, and IoT application extension.

The RG-CAP62-O adopts an IP68-rated housing, making it suitable for harsh outdoor environments. In addition, it supports local power supply and Power over Ethernet (PoE), which can be flexibly selected based on the onsite environment.

# Product Appearance

## RG-CAP62-O

# Product Highlights

## High-Speed Access and Compatibility

The RG-CAP62-O supports various wireless protocols, such as 802.11ax, 802.11ac Wave 2, 802.11ac Wave 1, and 802.11n. It features an independent dual-band design to deliver a data rate of up to 2.976 Gbps. Additionally, it is compatible with an extensive array of devices, promoting seamless interconnectivity among employees and customers.

## Security and Scalability

The RG-CAP62-O stands out with its exceptional wireless network security, RF control, access control, QoS, and seamless roaming. With Ruijie Cybrey's network controller (RG-CNC), it enables wireless user data forwarding, security, and access control to cope with diverse service needs.

## Multi-scenario Adaptability

The RG-CAP62-O, a dual-band outdoor wireless access point, is ideal for a wide range of applications, including K12, government, hotel, resort, park, and other outdoor scenarios, providing flexible solutions to meet diverse service needs.

## Flexible Deployment and Power Supply

The RG-CAP62-O features two SMA female connectors, which can be used to connect external antennas. Users can choose between using the built-in antenna or the external antenna on eWeb.

The RG-CAP62-O supports both local power supply (DC & 2-pin terminal) and Power over Ethernet (PoE), providing you with the flexibility to choose the power supply mode. In addition, the RG-CAP62-O can be mounted on a wall or pole, making deployment more flexible and environmental requirements less challenging.

# Product Features

## High-Speed Access with 1024-QAM

The device features a dual-radio design and supports the next-generation Wi-Fi standard IEEE 802.11ax. With both radios enabled simultaneously, it delivers a combined peak data rate of 2.976 Gbps, providing a smooth Internet access experience.

## Orthogonal Frequency-Division Multiple Access (OFDMA) for High-Density User Access

The device supports OFDMA as defined in the IEEE 802.11ax standard. OFDMA divides a wireless channel into multiple narrower subchannels, allowing each user to occupy one or more subchannels. Through AP scheduling, multiple users can transmit and receive packets simultaneously, reducing contention and backoff between users, lowering network latency, and improving network efficiency.

## 2.5G RJ45 Port

The Ethernet port provides an uplink rate of up to 2.5 Gbps, fully unleashing the AP's multi-Gigabit wireless capabilities and preventing the wired network from becoming a bottleneck for network throughput.

## 2.5G SFP Port

The device provides a 2.5 Gbps optical port, overcoming the 100-meter transmission distance limitation of traditional Gigabit RJ45 ports. The optical port not only fully unleashes the AP's multi-Gigabit wireless concurrency capabilities, but also enables stable long-distance connectivity in large campuses, outdoor environments, and industrial scenarios, significantly reducing cabling costs and O&M risks in complex environments.

## RP-SMA Female Connectors

The device provides multiple standard RP-SMA female connectors, allowing users to connect external antennas for greater flexibility in wireless coverage in complex areas.

## Client Identification

By actively extracting and analyzing client characteristics such as MAC OUI and DHCP options, the device can accurately identify the types of clients accessing the network without requiring any agent to be installed on the clients. This overcomes the limitations of traditional networks in identifying and analyzing connected clients, helping IT teams gain a clear view of client profiles across the entire network and improving network O&M efficiency and security visibility.

## Quality of Service (QoS)

The device supports comprehensive QoS features, including bandwidth limiting in WLAN, AP, and STA modes and Wi-Fi Multimedia (WMM) for defining priorities for different types of service traffic, ensuring smooth operation of critical services.

## Wireless Intrusion Detection System (WIDS)

WIDS uses real-time over-the-air monitoring and multidimensional wireless packet analysis to accurately detect potential threats such as rogue APs, spoofed Deauthentication attacks, and wireless scanning. WIDS eliminates the blind spots of traditional networks that focus only on wired security while overlooking wireless air interfaces. WIDS not only provides 24/7 wireless security protection for enterprise wireless environments, but also helps IT teams locate attack sources and generate alerts within seconds, minimizing wireless intrusion risks and ensuring the security and compliance of core business data and wireless assets.

# Product Features

## 802.1X

The device works with a RADIUS authentication server to provide dynamic key allocation and access control based on user accounts or certificates, enabling a unique key for each user and building a comprehensive zero-trust security framework for enterprises.

## Pre-shared Key (PSK)

The device supports multiple PSK features, including Private Pre-Shared Key (PPSK) and Group Pre-Shared Key (GPSK), addressing the risks of traditional single-password leakage and compatibility challenges with IoT devices. This not only significantly reduces IT O&M and deployment costs, but also delivers a secure, easy-to-use wireless experience with seamless connectivity for enterprises and end users.

## Point-to-Point Protocol over Ethernet (PPPoE)

The device supports PPPoE client functionality and can connect to the Internet via PPPoE, eliminating the need for an additional gateway in branch offices.

# Product Specifications

## Hardware Specifications

| Wi-Fi Radio | RG-CAP62-O |
|---|---|
| **Wi-Fi standards** | IEEE 802.11ax (Wi-Fi 6), compatible with IEEE 802.11a/b/g/n/ac |
| **Wi-Fi standards (2.4 GHz)** | IEEE 802.11b (Wi-Fi 1)<br>IEEE 802.11g (Wi-Fi 3)<br>IEEE 802.11n (Wi-Fi 4 )<br>IEEE 802.11ax (Wi-Fi 6) |
| **Wi-Fi standards (5 GHz)** | IEEE 802.11a (Wi-Fi 2)<br>IEEE 802.11n (Wi-Fi 4 )<br>IEEE 802.11ac (Wi-Fi 5)<br>IEEE 802.11ax (Wi-Fi 6) |
| **Radio design** | Dual-radio<br>4 spatial streams<br>● Radio 1: 2.4 GHz, 2x2, MU-MIMO<br>● Radio 2: 5 GHz, 2x2, MU-MIMO |
| **Data rates** | Combined peak data rate: 2976 Mbps<br>● Radio 1: 2.4 GHz, 574 Mbps<br>● Radio 2: 5 GHz, 2402 Mbps |
| **External antenna connectors** | 2 RP-SMA female antenna connectors<br>● ANT1 (2.4G&5G) and ANT2 (2.4G&5G) correspond to Radio 1 and Radio 2, respectively. |
| **Maximum transmit power** | Frequency bands and maximum Effective Isotropic Radiated Power (EIRP):<br>Note: The transmit power is limited by local regulatory requirements.<br><br>European Union & United Kingdom:<br>2400–2483.5 MHz, EIRP ≤ 20 dBm<br>5470–5725 MHz, EIRP ≤ 30 dBm<br>Myanmar:<br>2400–2483.5 MHz, EIRP ≤ 23 dBm<br>5725–5825 MHz, EIRP ≤ 30 dBm<br>Thailand:<br>2400–2483.5 MHz, EIRP ≤ 20 dBm<br>5470–5725 MHz, EIRP ≤ 30 dBm<br>5725–5825 MHz, EIRP ≤ 30 dBm<br>Indonesia:<br>2400–2483.5 MHz, EIRP ≤ 36 dBm<br>5725–5825 MHz, EIRP ≤ 36 dBm<br>Egypt:<br>2400–2483.5 MHz, EIRP ≤ 20 dBm<br>5150–5350 MHz, EIRP ≤ 23 dBm<br>Vietnam:<br>2400–2483.5 MHz, EIRP ≤ 23 dBm<br>5150–5350 MHz, EIRP ≤ 23 dBm<br>5470–5725 MHz, EIRP ≤ 30 dBm<br>5725–5850 MHz, EIRP ≤ 30 dBm |
| **Maximum transmit power (2.4** | Combined power: 28 dBm (single-stream power: 25 dBm) |

| Wi-Fi Radio | RG-CAP62-O |
|---|---|
| **GHz)** | Note: The transmit power is limited by local regulatory requirements. |
| **Maximum transmit power (5 GHz)** | Combined power: 28 dBm (single-stream power: 25 dBm)<br>Note: The transmit power is limited by local regulatory requirements. |
| **Modulation types** | 802.11b: BPSK, QPSK, CCK<br>802.11a/g/n: BPSK, QPSK, 16-QAM, 64-QAM<br>802.11ac: BPSK, QPSK, 16-QAM, 64-QAM, 256-QAM<br>802.11ax: BPSK, QPSK, 16-QAM, 64-QAM, 256-QAM, 1024-QAM |
| **Operating frequency bands** | ● Radio 1: 802.11b/g/n/ax, 2.400 GHz to 2.4835 GHz, HE20/HE40<br>● Radio 2: 802.11a/n/ac/ax, 5.150 GHz to 5.350 GHz, 5.470 GHz to 5.725 GHz, 5.725 GHz to 5.850 GHz, HE20/HE40/HE80/HE160<br>Note: Country-specific restrictions apply. To use the preceding frequency bands, ensure that they are supported in your country or region. |
| **Receive sensitivity** | 802.11a: –91 dBm (6 Mbps), –85 dBm (24 Mbps), –74 dBm (54 Mbps)<br>802.11b: –96 dBm (1 Mbps), –93 dBm (5.5 Mbps), –89 dBm (11 Mbps)<br>802.11g: –91 dBm (6 Mbps), –85 dBm (24 Mbps), –80 dBm (36 Mbps), –74 dBm (54 Mbps)<br>802.11n HT20: –88 dBm (MCS0), –70 dBm (MCS7)<br>802.11n HT40: –85 dBm (MCS0), –67 dBm (MCS7)<br>802.11ac VHT20: –88 dBm (MCS0), –65 dBm (MCS8)<br>802.11ac VHT40: –85 dBm (MCS0), –60 dBm (MCS9)<br>802.11ac VHT80: –82 dBm (MCS0), –57 dBm (MCS9)<br>802.11ac VHT160: –79 dBm (MCS0), –54 dBm (MCS9)<br>802.11ax HE20: –88 dBm (MCS0), –63 dBm (MCS9), –58 dBm (MCS11)<br>802.11ax HE40: –85 dBm (MCS0), –60 dBm (MCS9), –55 dBm (MCS11)<br>802.11ax HE80: –82 dBm (MCS0)，–57 dBm (MCS9), –52 dBm (MCS11)<br>802.11ax HE160: –79 dBm (MCS0), –54 dBm (MCS9), –49 dBm (MCS11) |

| Antenna | RG-CAP62-O |
|---|---|
| **Antenna type** | ● 2.4 GHz: 2 x built-in omnidirectional antennas, switching between built-in and external antennas<br>● 5 GHz: 2 x built-in omnidirectional antennas, switching between built-in and external antennas<br>Note: When external antennas are used, the access point uses two external RP-SMA female antenna connectors. The external antenna connectors are labeled ANT1(2.4G&5G) and ANT2(2.4G&5G).<br>● Bluetooth: 1 x built-in omnidirectional antenna |
| **Antenna gain** | 2.4 GHz: 2.60 dBi<br>5 GHz: 3.10 dBi<br>Bluetooth: 1.90 dBi |

| Port Specifications | RG-CAP62-O |
|---|---|
| **Fixed service port** | ● 1 x 10/100/1000/2.5GBASE-T port, supporting IEEE 802.3af/at-compliant PoE input<br>● 1 x 2.5GE SFP port, compatible with 1GE optical transceiver |
| **Fixed management port** | 1 x RJ45 console port |
| **LED** | 1 x system LED<br>1 x RSSI LED |

| Port Specifications | RG-CAP62-O |
|---|---|
| **Reset button** | 1 |

| Bluetooth Radio | RG-CAP62-O |
|---|---|
| **Bluetooth** | Bluetooth 5.3<br>● Remote maintenance through a Bluetooth serial port |
| **Maximum Bluetooth transmit power** | 10 dBm |

| Power Supply and Consumption | RG-CAP62-O |
|---|---|
| **DC power supply** | ● DC power adapter: 54 V, 0.6 A<br>● DC connector dimensions:<br>Outer diameter: 5.5 mm (0.22 in.)<br>Inner diameter: 2.1 mm (0.08 in.)<br>Depth: 10 mm (0.39 in.)<br>Note: If both DC power and PoE are available, DC power is preferred. |
| **DC power input** | Port restrictions: N/A<br>Radio restrictions: N/A<br>Other feature restrictions: N/A |
| **PoE power supply** | ● IEEE 802.3af (PoE)<br>● IEEE 802.3at (PoE+)<br>Note: If both DC power and PoE are available, DC power is preferred. |
| **PoF power supply** | ● IEEE 802.3af (PoE)<br>● IEEE 802.3at (PoE+)<br>Note:<br>1. If both DC power and PoE are available, DC power is preferred.<br>2. If PoF input is adopted, the AP must be used with a dedicated PSE. |
| **Maximum power consumption** | 18 W |
| **IEEE 802.3af power input** | Port restrictions: The 2.5GE SFP port is unavailable.<br>Radio restrictions: The transmit power of both 2.4 GHz and 5 GHz radios is limited to 60%, and their data rates are limited to 50%.<br>Other feature restrictions: N/A |
| **IEEE 802.3at power input** | Port restrictions: N/A<br>Radio restrictions: N/A<br>Other feature restrictions: N/A |

| Environment and Reliability | RG-CAP62-O |
|---|---|
| **Operating temperature** | –40°C to +65°C (–40°F to +149°F)<br>Note: At altitudes ranging from 1,800 m (5,905.51 ft.) to 5,000 m (16,404.20 ft.), the maximum temperature decreases by 1°C (1.8°F) for every 220 m (721.78 ft.) increase in elevation. |
| **Operating humidity** | 0% RH to 100% RH (non-condensing) |

| Environment and Reliability | RG-CAP62-O |
|---|---|
| | |
| **Storage humidity** | 0% RH to 100% RH (non-condensing) |
| **Storage temperature** | –40°C to +85°C (–40°F to +185°F)<br>Note: At altitudes ranging from 1,800 m (5,905.51 ft.) to 5,000 m (16,404.20 ft.), the maximum temperature decreases by 1°C (1.8°F) for every 220 m (721.78 ft.) increase in elevation. |
| **Corrosion resistance** | IEC 62368-1<br>IEC 60950-22 |
| **IP rating** | IP68 |
| **Lock option** | Kensington lock slot |
| **MTBF** | 400,000 hours |
| **Mounting options** | Wall-mount and pole-mount |

| Dimensions and Weight | RG-CAP62-O |
|---|---|
| **Unit dimensions (W x D x H)** | 248 mm x 78 mm x 163 mm (9.76 in. x 3.07 in. x 6.42 in., without the mounting bracket) |
| **Packaging dimensions (W x D x H)** | 346 mm x 311 mm x 143 mm (13.62 in. x 12.24 in. x 5.63 in.) |
| **Unit weight** | Main unit: 1.4 kg (3.09 lbs)<br>Mounting bracket: 1.35 kg (2.98 lbs) |
| **Packaging weight** | 3.3 kg (7.28 lbs) |
| **Color** | White |

| System Specifications | RG-CAP62-O |
|---|---|
| **Flash memory** | 256 MB SPI NAND Flash |
| **RAM** | 1 GB DDR4 |

| Certification and Regulatory Compliance | RG-CAP62-O |
|---|---|
| **Certification** | CE, CB, Wi-Fi Alliance |
| **EMC compliance** | EN 55032<br>EN 61000-3-3<br>EN IEC 61000-3-2 |

| Certification and Regulatory Compliance | RG-CAP62-O |
| --- | --- |
| | EN 55035<br>EN 301 489-1<br>EN 301 489-3<br>EN 301 489-17 |
| **Radio** | EN 300 328<br>EN 301 893<br>EN 300 440 |
| **RF exposure** | EN IEC 62311 |
| **Safety compliance** | IEC 62368-1 |

## Software Specifications

| Bandwidth Features | RG-CAP62-O |
|---|---|
| **Bandwidth control** | AP-based bandwidth control<br>Client-based bandwidth control<br>Intelligent dynamic bandwidth control based on channel utilization<br>Intelligent dynamic bandwidth control based on critical services<br>SSID-based bandwidth control |

| Client Management | RG-CAP62-O |
|---|---|
| **Client limit** | Radio-based client limit<br>SSID-based client limit |
| **Dynamic blocklist/allowlist** | Dynamic blocklist |
| **Smart steering** | AP load balancing<br>Configuring load balancing based on client count<br>Configuring load balancing based on client traffic |
| **Static blocklist/allowlist** | Static allowlist<br>Static blocklist |

| Radio Management | RG-CAP62-O |
|---|---|
| **SSID management basics** | SSID hiding |

| Roaming Features | RG-CAP62-O |
|---|---|
| **Layer 2 roaming** | Layer 2 roaming |
| **Layer 3 roaming** | Layer 3 roaming |

| Security Features | RG-CAP62-O |
|---|---|
| **Client security** | Hotspot2.0 authentication<br>WPA-802.1X authentication<br>WPA-PSK authentication<br>WPA-WPA2 authentication<br>WPA2-802.1X authentication<br>WPA2-PSK authentication<br>WPA2-WPA3 authentication<br>WPA3-Enterprise<br>WPA3-Enterprise (uses Suite-B 192-bit, GCMP-256)<br>WPA3-Enterprise with AES-CCMP-128<br>WPA3-OWE authentication |

| Security Features | RG-CAP62-O |
|---|---|
| | WPA3-Personal<br>WEP authentication |
| **802.1X** | Dynamic ACL assignment |
| **Client identification** | AI-based identification of client types, operating systems, operating system versions, vendors, and models<br>Client identification |
| **CPP** | CPP |
| **MAB** | MAB |
| **NFPP** | NFPP |
| **RADIUS** | RADIUS |
| **Web authentication** | Web authentication |

| Layer 3 Features | RG-CAP62-O |
|---|---|
| **IPv6** | ICMPv6<br>IPv6 basic features<br>Neighbor discovery<br>Ping over IPv6 |
| **NAT** | NAT<br>PPTP, SIP, FTP, DNS, and TFTP |

| Management Features | RG-CAP62-O |
|---|---|
| **SNMP** | SNMPv1/v2c/v3<br>SNMP |
| **Alerts** | Alerts |
| **Cloud-based management** | Cloud-based management |
| **SON** | SON |
| **SSH** | SSH |
| **Syslog** | Syslog |
| **Telnet** | Telnet |
| **Web-based management** | Web-based management |

| IP Services | RG-CAP62-O |
|---|---|
| **DHCP** | DHCPv4 client<br>DHCPv6 client |
| **NTP** | NTP client<br>NTP server |

| Networking Features | RG-CAP62-O |
|---|---|
| **RIPT** | RIPT |

| Routing Features | RG-CAP62-O |
|---|---|
| **IPv4 routing basics** | Static routing |
| **IPv6 routing basics** | Static IPv6 routing |

| Device Management | RG-CAP62-O |
|---|---|
| **AP mode management** | Mode switching |
| **Device IP management** | Obtaining an IP address through DHCP |
| **Device IP Management** | Static IPv4 address |

| Multicast Features | RG-CAP62-O |
|---|---|
| **IGMP snooping** | Multicast-to-unicast conversion |

## Performance Capacity

| Client Management | RG-CAP62-O |
|---|---|
| **Maximum number of associated clients per AP** | 1024<br>Note: The number of associated clients varies according to the environment. |
| **Recommended number of associated clients per AP** | 64 |

| Radio Management | RG-CAP62-O |
|---|---|
| **Maximum number of BSSIDs per AP** | 32 |

| IP Services | RG-CAP62-O |
|---|---|
| **Number of DHCP address pools** | 2000 |

## Package Contents

| Device | RG-CAP62-O |
|---|---|
| **Main unit** | 1 |

| Accessories | RG-CAP62-O |
|---|---|
| **Cable gland assembly** | 2 x cable gland assemblies for Ethernet cable and DC power cord<br>2 x cable gland assemblies for optical fiber and hybrid cable |
| **Grounding wire** | 1 x 2 m (6.56 ft.) grounding wire |
| **Hose clamp** | 2 |
| **Mounting bracket** | 1 x adjustable mounting bracket (W x D x H: 126 mm x 106 mm x 215 mm / 4.96 in. x 4.17 in. x 8.46 in.) |
| **Screw** | 4 x M5 x 10 mm Dacromet-coated screws<br>2 x M8 x 60 mm expansion anchors |
| **Terminal block** | 1 |

| Manual | RG-CAP62-O |
|---|---|
| **User Manual** | 1 |
| **Warranty Card** | 1 |

# Antenna Pattern Plots

## Horizontal Planes (Top View)

| 2.4G | |
|---|---|
| Ant1 | Ant3 |
| 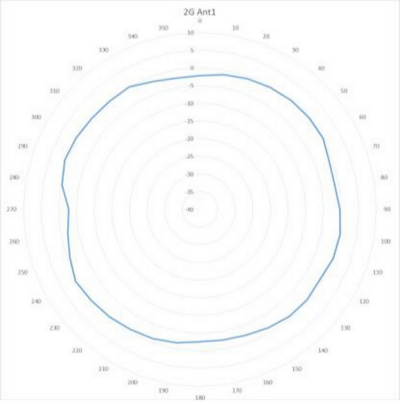 | 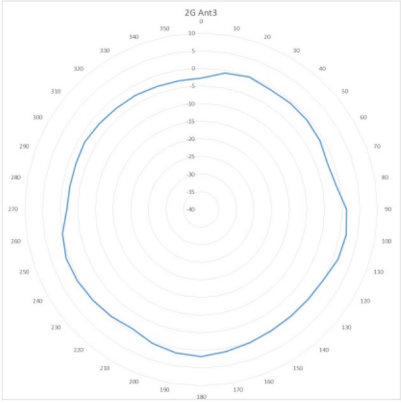 |

| 5G | |
|---|---|
| Ant2 | Ant4 |
| 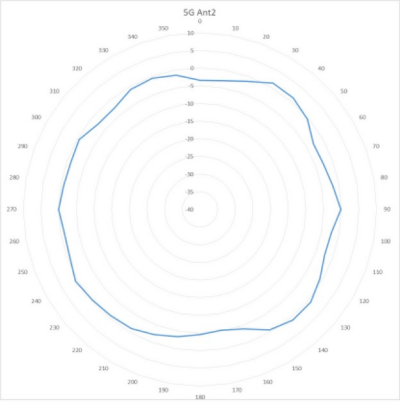 | 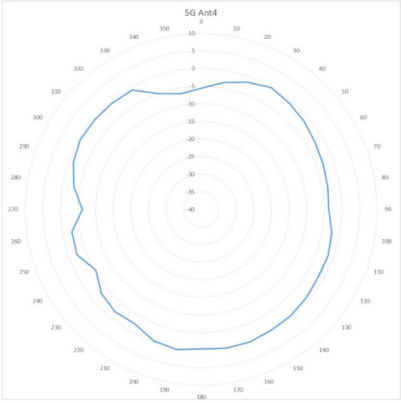 |

## Vertical Planes (Side View, AP Facing Down)

| 2.4G | |
|---|---|
| Ant1 | Ant3 |
| 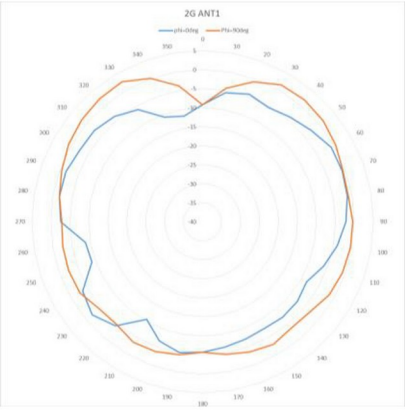 | 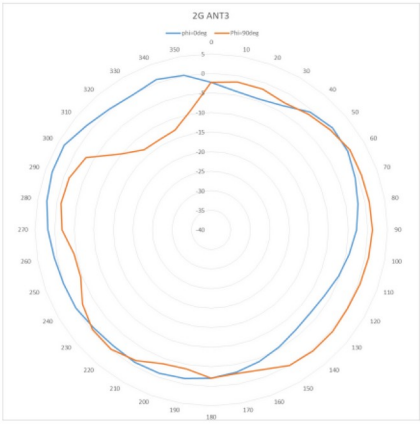 |

## Vertical Planes (Side View, AP Facing Down)

| 5G | |
|---|---|
| Ant2 | Ant4 |
| 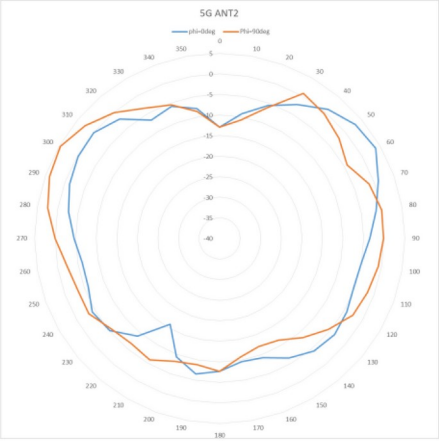 | 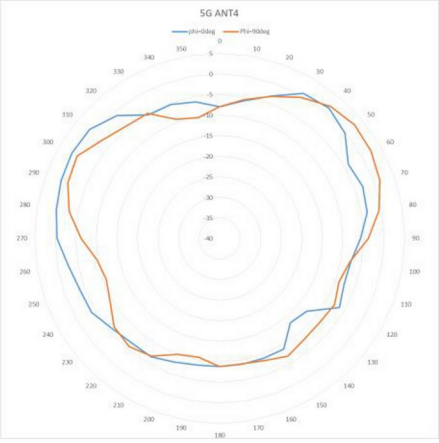 |

# Ordering Information

Take the following ordering procedure:

Order an RG-CAP62-O.

The RG-CAP62-O supports two RP-SMA female interfaces, which can be used to connect external antennas. Purchase an antenna if you need it.

## Main Unit

| Model | Description |
|---|---|
| RG-CAP62-O | Wi-Fi 6 dual-radio outdoor access point.<br>Up to 4 spatial streams and a peak data rate of 2.976 Gbps.<br>One RG-CNC license required.<br>Compliance with IEEE 802.11a/b/g/n/ac/ax standards.<br>Fit/Cloud mode switching.<br>IEEE 802.3af/at-compliant PoE/PoE+ and DC power supply.<br>Note:<br>The power sourcing equipment (PSE) needs to be purchased separately.<br>The DC power adapter needs to be purchased separately, and the output voltage/current must be 54 V/0.6 A. |

## Antennas

| Model | Description |
|---|---|
| RG-ANT30-D2 | High-performance dual-band directional outdoor antenna, designed for 2.4 GHz & 5 GHz directional coverage scenarios:<br>5 GHz: 20° H / V beamwidth, 15 dBi peak gain<br>2.4 GHz: 40° H / V beamwidth, 12 dBi peak gain |
| RG-ANT90-T2 | Tri-band cross-polarized high-gain directional antenna for 2.4 GHz / 5 GHz / 6 GHz coverage; 2 x RP-SMA female connectors.<br>Band1 (2400–2500 MHz): 65° H / 27° V beamwidth, 9 dBi peak gain<br>Band2 (5150–6425 MHz): 65° H / 15° V beamwidth, 11 dBi peak gain<br>Band3 (6425–7125 MHz): 60° H / 15° V beamwidth, 11 dBi peak gain |

## Optical Transceivers and Cables

### 1GE

| Model | Description |
|---|---|
| GE-SFP-LH40-SM1310-BIDI | 1000BASE-LH, SFP transceiver, Tx1310/Rx1550, BiDi LC, 40 km over SMF |
| GE-SFP-LH40-SM1550-BIDI | 1000BASE-LH, SFP transceiver, Tx1550/Rx1310, BiDi LC, 40 km over SMF |
| MINI-GBIC-LH40-SM1310 | 1000BASE-LH, SFP transceiver, 1310 nm, Duplex LC, 40 km over SMF |
| MINI-GBIC-LX-SM1310 | 1000BASE-LX, SFP transceiver, 1310 nm, Duplex LC, 10 km over SMF |
| MINI-GBIC-SX-MM850 | 1000BASE-SX, SFP transceiver, 850 nm, Duplex LC, 550 m over MMF |
| MINI-GBIC-ZX80-SM1550 | 1000BASE-ZX, SFP transceiver, 1550 nm, Duplex LC, 80 km over SMF |
| CO-GE-SFP-LX-SM1310 | 1000BASE-LX, SFP transceiver, 1310 nm, Duplex LC, 10 km over SMF |

### 2.5GE

| Model | Description |
|---|---|
| 2.5G-SFP-LX03-SM1310-BIDI-I | 2.5GBASE-LX, SFP transceiver, Tx1310/Rx1550, BiDi LC, 3 km over SMF |
| 2.5G-SFP-LX03-SM1550-BIDI-I | 2.5GBASE-LX, SFP transceiver, Tx1550/Rx1310, BiDi LC, 3 km over SMF |

# Warranty

For more information about warranty terms and periods, contact your local sales agency.
Warranty terms: https://www.ruijie.com/en-global/support/servicepolicy
Warranty period: https://www.ruijie.com/en-global/support/servicepolicy/cybrey-product-warranty
Note: The warranty terms are subject to the requirements of different countries and distributors.

# More Information

To learn more about the product, please visit our website or contact your local sales representative.

- Ruijie Networks official website: https://www.ruijie.com/
- Online support: https://www.ruijie.com/support
- Hotline support: https://www.ruijie.com/support/hotline
- Email support: service_rj@ruijienetworks.com

Ruijie | Cybrey